

## Description

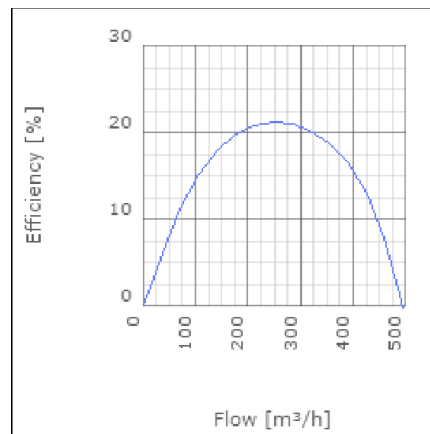
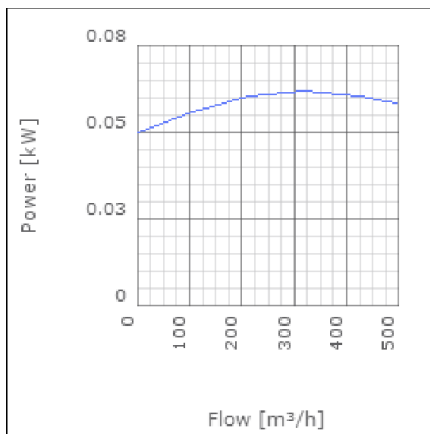
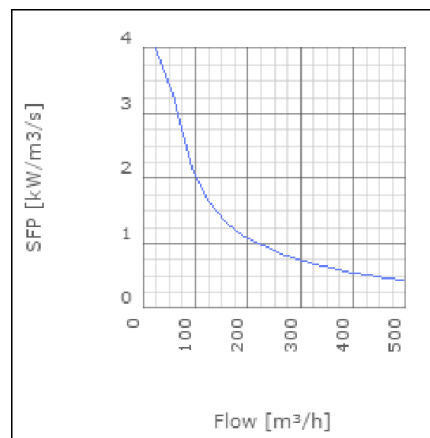
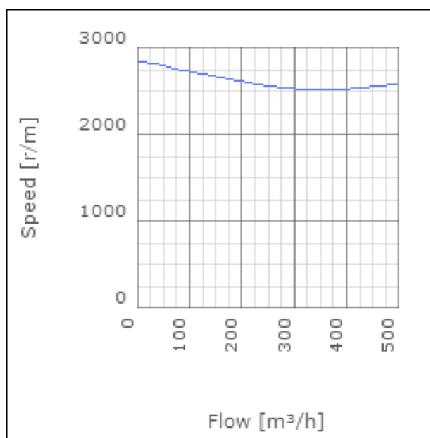
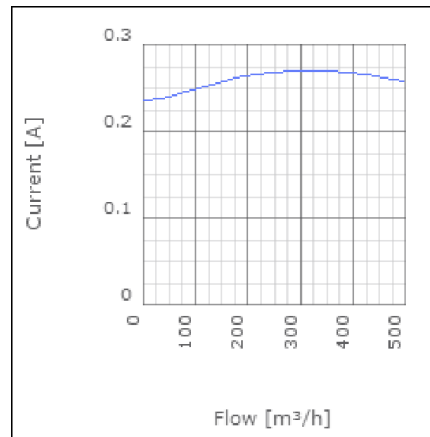
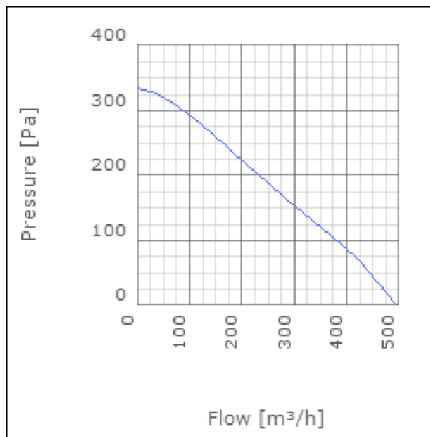
The CK is an in-line centrifugal duct fan with high capacity and excellent reliability. The straight through radial fan is compact and very easy to install. It can cope with high pressure and long duct runs, whilst still operating at acceptable sound levels. The CK range of fans have casings manufactured from galvanized steel and are moisture resistant. They are approved for installation in humid or damp environments being rated IP44 when installed in a duct system. The fan speed can be controlled by voltage variation regulators. Several fans can be connected to the same controller providing the total rating of the controller is not exceeded. The motors are an external rotor type asynchrony motor. They have maintenance free sealed ball bearings and are protected from over heating by thermo contacts. The fans must not be used for transporting grinding dust, soot or similar.



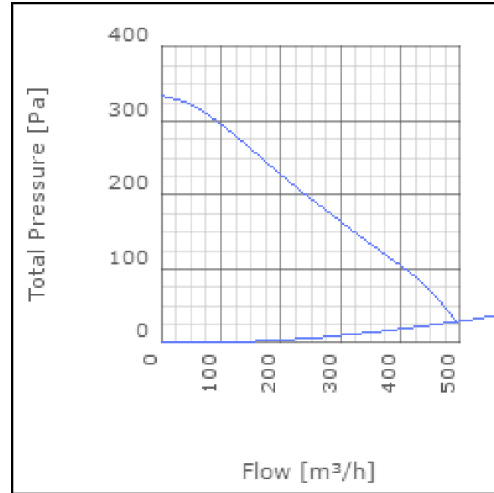
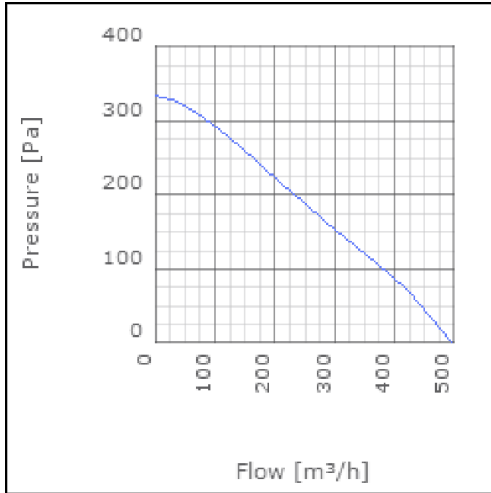
## Technical data

Parameter	Value	Unit
Voltage	230	V
Phase	1	~
Frequency	50	Hz
Power	0.06	kW
Current	0.27	A
R.p.m.	2540	r/m
Max. temperature of transported air	70	°C
Max. temperature of transported air when speed-controlled	70	°C
Sound pressure level at 3 m	42	dB(A)
Length	197	mm
Width	272	mm
Height	272	mm
Weight	3.2	kg
Enclosure class, motor	44	IP
Insulation class, motor	F	
Capacitor	2	µF
Duct connection	ø160 mm	

Diagrams



Sound



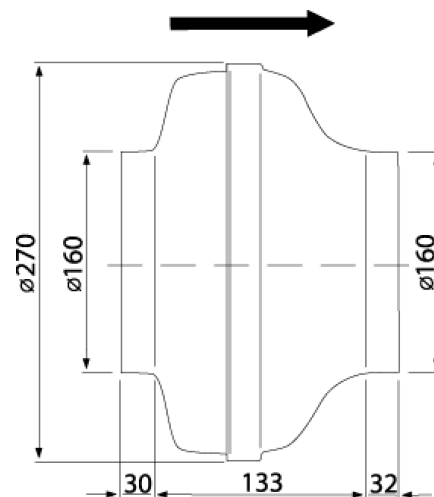
	Tot	63	125	250	500	1k	2k	4k	8k
Inlet	-	-	-	-	-	-	-	-	-
Outlet	-	-	-	-	-	-	-	-	-
Surrounding	-	-	-	-	-	-	-	-	-
Surrounding	-	-	-	-	-	-	-	-	-

**Parameter**

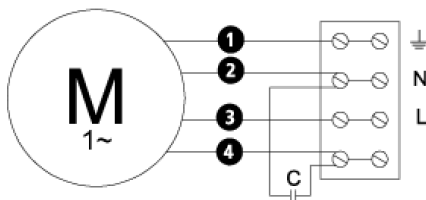
Distance: 3.000  
 Propagation type: Hemi-spherical  
 Equivalent absorption area: 20.00

## Dimensions



## Wiring diagram

4040001



- (M) = Fan Motor
- (M1) = Fan Motor
- (M2) = Fan Motor
- (M3) = Rotor Motor
- 1 = Yellow/Green
- 2 = Black
- 3 = Blue
- 4 = Brown
- 5 = White (TN)
- 6 = Orange
- 7 = Grey
- 8 = Red
- 9 = Green
- 10 = Violet

## Accessories

ETFV-94A  
FRE 6  
VRDE 1,5  
VRS 0,5  
VRTEC

## Electrical accessories

FLF 160  
FLK 160  
BSV 160  
MPM  
MK 160  
VK 16  
YG 160  
LDC 160